

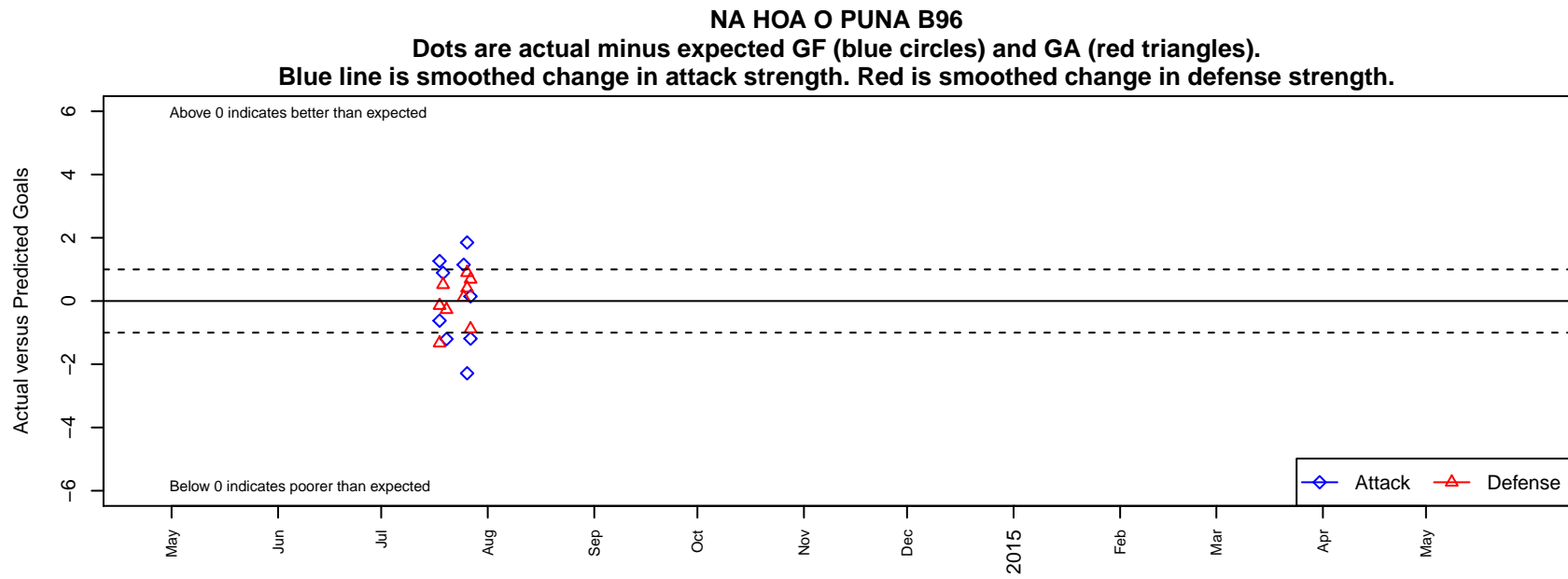
NA HOA O PUNA B96

alt names used:

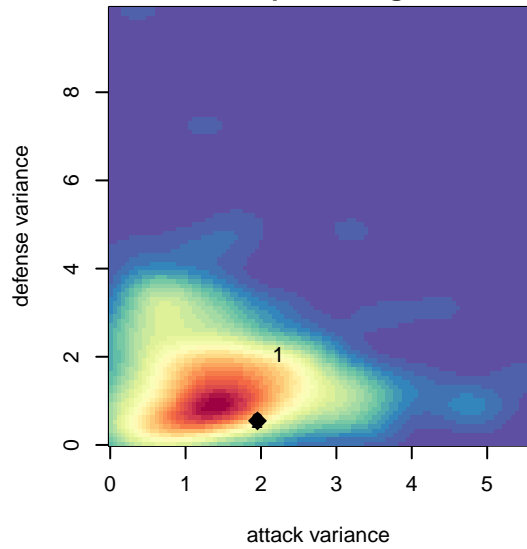
Venues played:

, HI
 B96 total strength=1544
 attack=12.92 defense=13.43

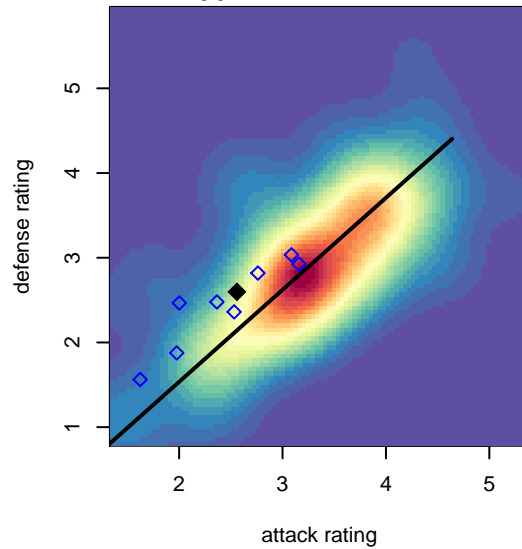
2014 Beaverton Cup BU19 Silver
 2014 Oswego Nike Cup Super Group Silver U1



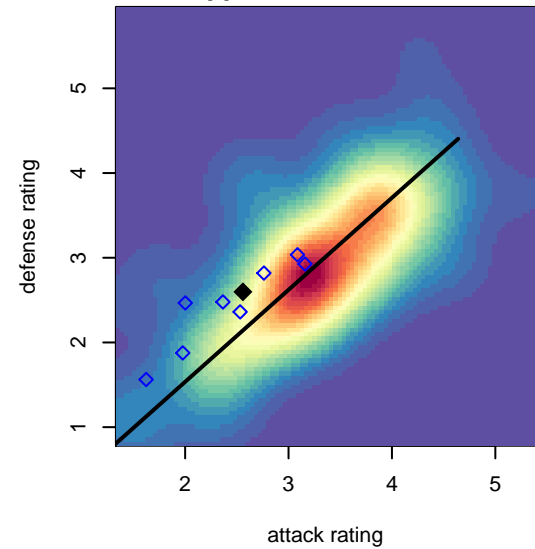
**attack and defense variance (black dot)
relative to other teams
and top 10 in region**



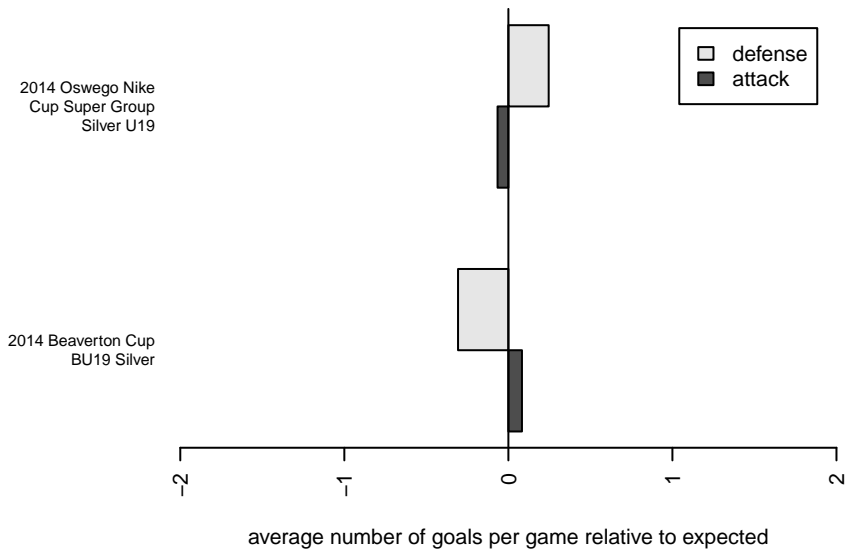
**attack and defense rating
relative to others at age
and all opponents in last 13 months**



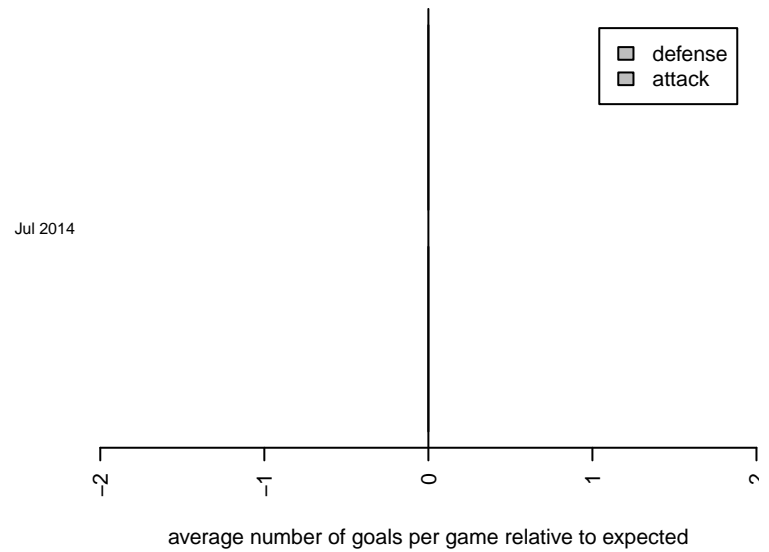
**attack and defense rating
relative to others at age
and all opponents in last 13 months**



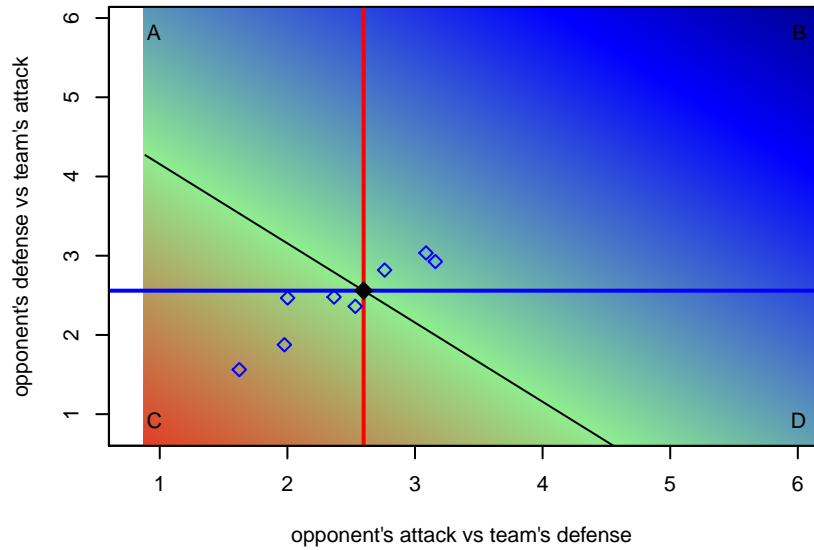
Performance relative to 13 month average



Performance relative to 13 month average



Distribution of opponents
 Red = Lose zone, Blue = Win zone, Green = Even
 Black line separates win/lose zones



lot. A=Neither has attack advantage, B=Opponent has both attack and defense advantage, C=Opponent has both attack and defense disadvantage, D=Both have

date	home		away		venue	pred.home	pred.away
2014-07-27	BSC Portland Black-Legends B97	0	NA HOA O PUNA B96	0	2014 Oswego Nike Cup Super Group Silver	0.69	1.19
2014-07-27	NA HOA O PUNA B96	1	Whatcom Rangers Blue B97	2	2014 Oswego Nike Cup Super Group Silver	0.85	1.12
2014-07-26	PCU Black B97	0	NA HOA O PUNA B96	0	2014 Oswego Nike Cup Super Group Silver	0.41	2.29
2014-07-26	Pacific FC Fire Orange-Rangers B95	0	NA HOA O PUNA B96	3	2014 Oswego Nike Cup Super Group Silver	0.90	1.15
2014-07-25	Whatcom Rangers Blue B97	1	NA HOA O PUNA B96	2	2014 Oswego Nike Cup Super Group Silver	1.12	0.85
2014-07-20	PCU Red B97	1	NA HOA O PUNA B96	0	2014 Beaverton Cup BU19 Silver	0.73	1.20
2014-07-19	NA HOA O PUNA B96	3	Westside Timbers Samba B97	0	2014 Beaverton Cup BU19 Silver	2.11	0.52
2014-07-18	NA HOA O PUNA B96	0	Crossfire Oregon Green B96	2	2014 Beaverton Cup BU19 Silver	0.62	1.86
2014-07-18	CSC Storm B96	3	NA HOA O PUNA B96	2	2014 Beaverton Cup BU19 Silver	1.67	0.74